



Safety & Security Meeting

Winter Springs Cluster



[/SeminoleCountySchools](https://www.facebook.com/SeminoleCountySchools)

www.scps.us



[@SCPSinfo](https://twitter.com/SCPSinfo)



Welcome & Introductions

Ms. Serita Beamon

Superintendent of Seminole County Public Schools



Safety & Security Meeting Purpose

- To obtain community feedback and insight regarding the safety and security of our SCPS campuses.
- To build community partnerships in our endeavor to enhance the safety and security of the students and staff in Seminole County.



SCHOOL SAFETY & SECURITY

Captain Tracy Fortenberry

Lieutenant Kelly Martin



School Safety

A collaboration between Seminole County Public Schools, the Seminole County Sheriff's Office, and municipality law enforcement agencies.



Law enforcement in schools

Educational sites

- 38 Elementary Schools
- 12 Middle Schools
- 9 High Schools
- 3 Alternative Education Sites
- 5 Charter School Campuses
- 2 Higher Ed Campuses





Office of School Safety & Security



RAPTORTM
TECHNOLOGIES



Juvenile Programs

- Eugene Gregory Youth Memorial Academy
- SWEAT/ CASU
- Truancy
- Evolution
- Youth Intervention Services
- DJJ Transitional Services
- SNAP (Stop Now And Plan)
- Mobile Response
- Investigative Services
- PAL



PAY Diversion Programs

- Civil Citation
- JASP (Juvenile Alternative Services Program)
- Teen Court
- Sexting Citation
- Tobacco Citation



Contact us

- Captain Tracy Fortenberry
- Lieutenant Kelly Martin

School_safety@scps.k12.fl.us





Cluster K-12 Enrollment

Winter Springs	6,230
Elementary	3,014
Highlands	523
Keeth	583
Layer	572
Rainbow	772
Winter Springs Elem	564
Middle	1,231
Indian Trails	1,231
High	1,985
Winter Springs	1,985

	<u>District</u>	<u>Cluster</u>	<u>Percent</u>
Total	61,401	6,230	10%
Elementary	26,488	3,014	11%
Secondary	34,913	3,216	9%



Discipline Data Review

Discipline Infraction Data

- ***School Environmental Safety Incident Reporting*** (SESIR) grew out of the public's concern that children be safe in the school environment. In 1995-96 in response to this concern, the SESIR system was initiated to enable schools to track incidents and analyze patterns of violent, criminal or disruptive activity. The intent is for there to be complete and objective data from which to design interventions to improve the learning environment.
- Aggression
- Campus Disruption (S)
- Fighting (S)
- Physical Attack (S)
- Threat (S)
- Weapons (S)

(S) – indicates SESIR

Definitions can be found in the Student Conduct and Discipline Code

https://www.scps.k12.fl.us/_resources/documents/StudentConductDisciplineCode.pdf

Discipline Data and Considerations

The data provided is the number and percent of students enrolled at the end of quarter 3 (March), who received at least one discipline referral (for each infraction type) in quarters 1-3 for each respective school year.

Careful attention must be paid to the scales when analyzing the data.

- The scales on each graph are different because there is variation in the percentage of students with each referral type.

Many of the percentages are very small.

- Refer to the number of students table to confirm the magnitude of the change.
- The scales in 4 of the 6 slides are under 1%
- Keep this in mind when you see large increases or decreases.



Discipline Data - Limitations

Limitations:

- In order to provide a percentage, each student can be only counted once for each infraction type. This data does not take into account students with multiple infractions of the same type that occurred in the same school year.
- A discipline infraction is attached to the student. If the student received a referral at "School A" in Quarter one but moves to "School B" in Quarter 2 the infraction is associated with School B.
- Data does not include students that received an infraction in quarter 1-3 but withdrew from the cluster school.
 - An analysis was performed using all discipline referrals and the trend over time remained the same

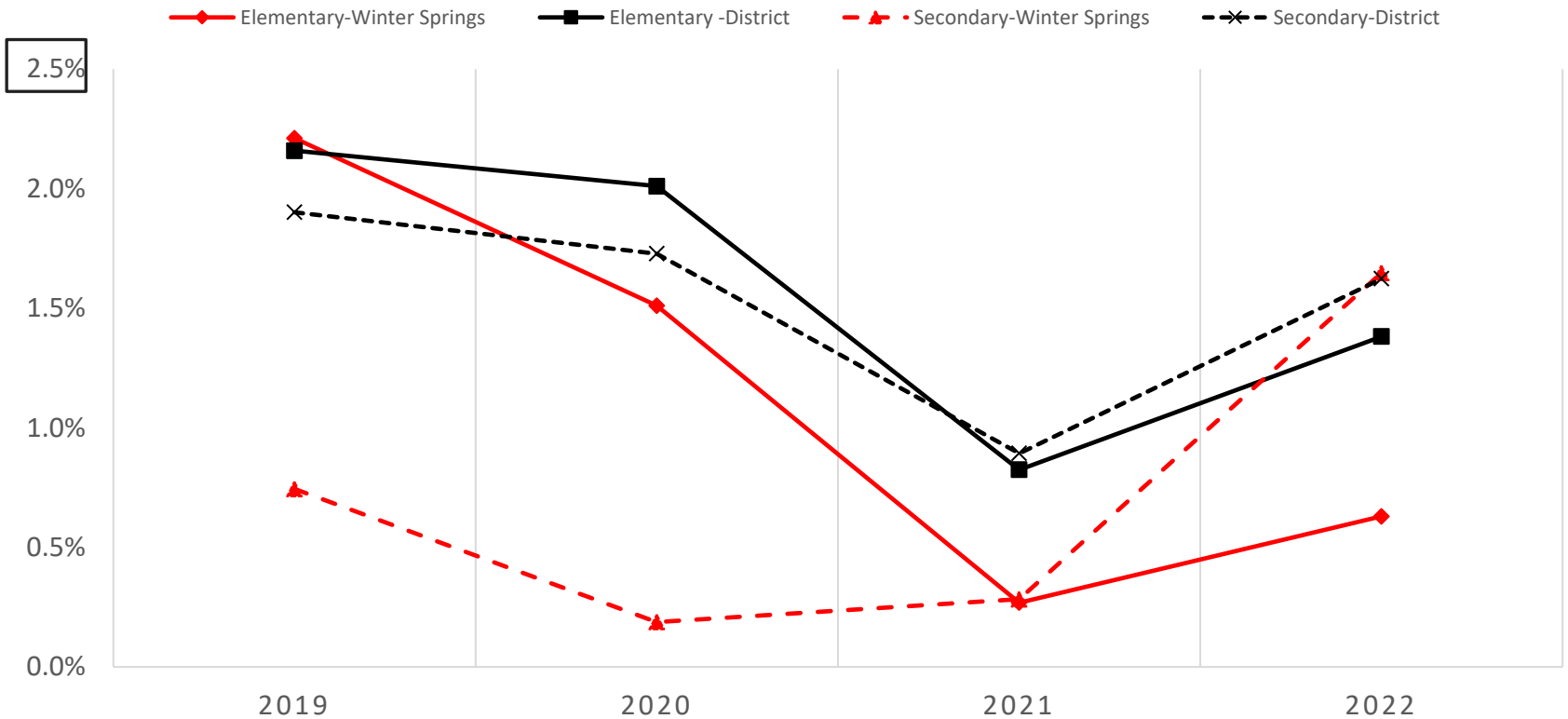


Aggression:

Engaging in any behavior (by word or act) as an individual or as a member of a group or crowd that encourages, incites, or instigates threatening, aggressive, or unsafe acts, or participating as a member of a group or crowd in aggressive or unsafe acts.



AGGRESSION



	Elementary-Winter Springs		Elementary -District		Secondary-Winter Springs		Secondary-District	
	# Stu w/ at least one aggression referral	Total Students	# Stu w/ at least one aggression referral	Total Students	# Stu w/ at least one aggression referral	Total Students	# Stu w/ at least one aggression referral	Total Students
2019	66	2,985	606	28,067	24	2,985	692	36,387
2020	47	3,222	562	27,948	6	3,222	629	36,389
2021	8	3,110	218	26,430	9	3,110	321	35,929
2022	19	3,186	366	26,488	53	3,186	567	34,913

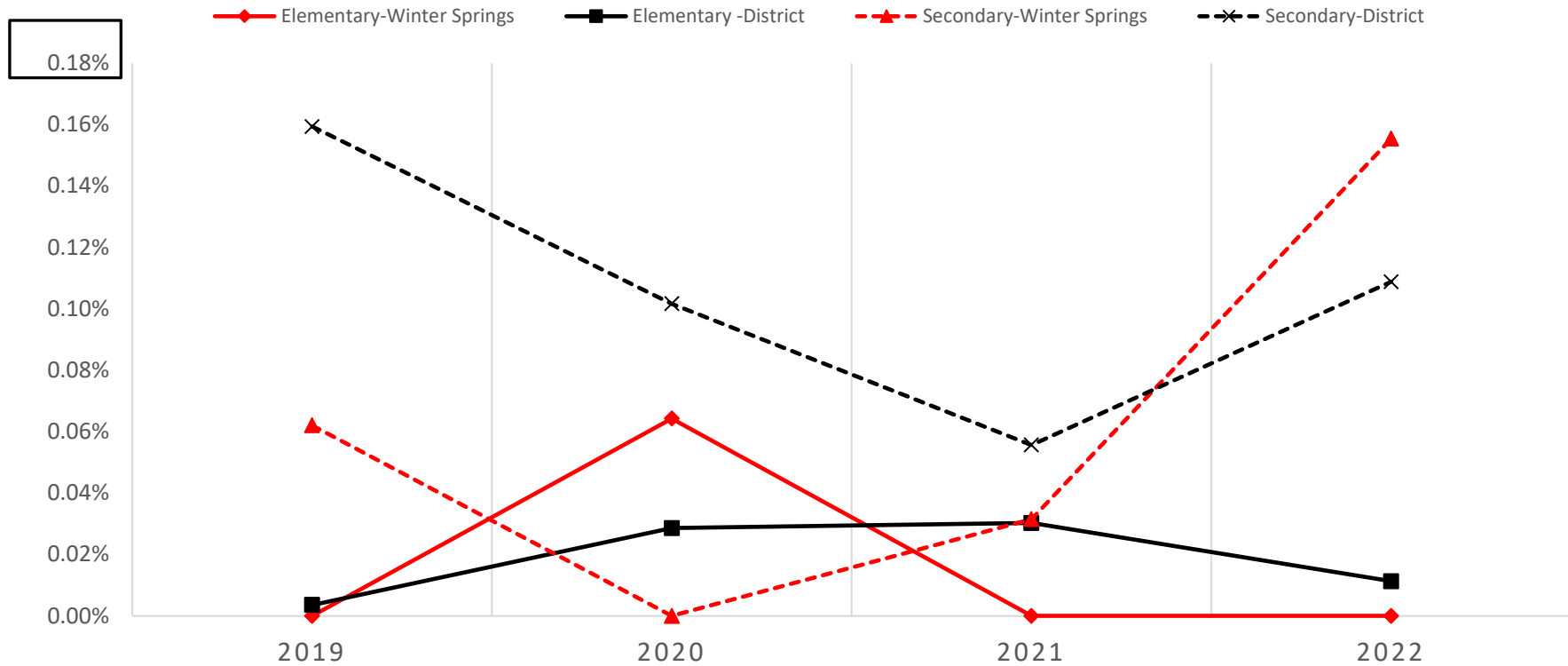


Campus Disruption:

Disruptive behavior that poses a serious threat to the learning environment, health, safety, or welfare of others. Examples of major disruptions include bomb threats, inciting a riot, or initiating a false fire alarm.



CAMPUS DISRUPTION



	Elementary-Winter Springs		Elementary -District		Secondary-Winter Springs		Secondary-District	
	# Stu w/ at least one Campus Disruption referral	Total Students	# Stu w/ at least one Campus Disruption referral	Total Students	# Stu w/ at least one Campus Disruption referral	Total Students	# Stu w/ at least one Campus Disruption referral	Total Students
2019	0	2,985	1	28,067	2	2,985	58	36,387
2020	2	3,222	8	27,948	0	3,222	37	36,389
2021	0	3,110	8	26,430	1	3,110	20	35,929
2022	0	3,186	3	26,488	5	3,186	38	34,913

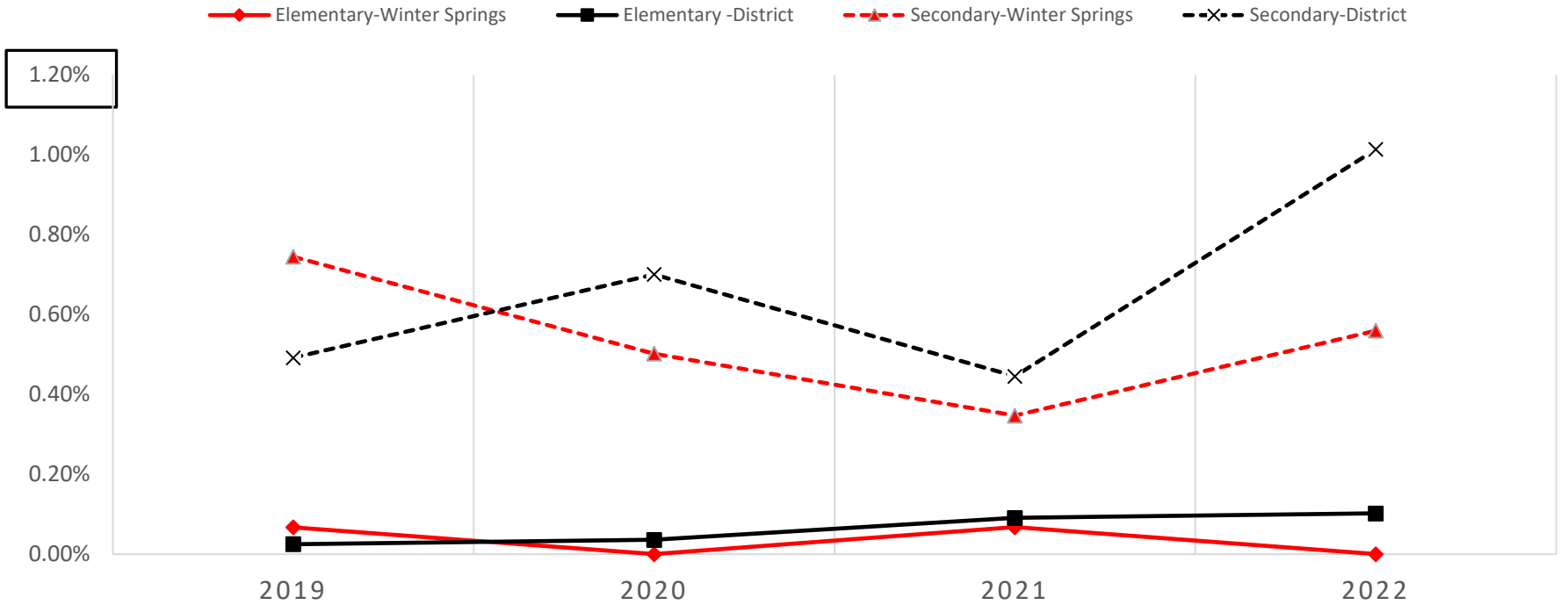


Fighting:

When two or more persons mutually participate in use of force or physical violence that requires either physical intervention or results in injury requiring first aid, or medical attention. Lower-level fights, including pushing, shoving, or altercations that stop on verbal command are not required to be reported in SESIR reporting.



FIGHTING



	Elementary-Winter Springs		Elementary -District		Secondary-Winter Springs		Secondary-District	
	# Stu w/ at least one fighting referral	Total Students	# Stu w/ at least one fighting referral	Total Students	# Stu w/ at least one fighting referral	Total Students	# Stu w/ at least one fighting referral	Total Students
2019	2	2,985	7	28,067	24	2,985	179	36,387
2020	0	3,222	10	27,948	16	3,222	255	36,389
2021	2	3,110	24	26,430	11	3,110	160	35,929
2022	0	3,186	27	26,488	18	3,186	354	34,913

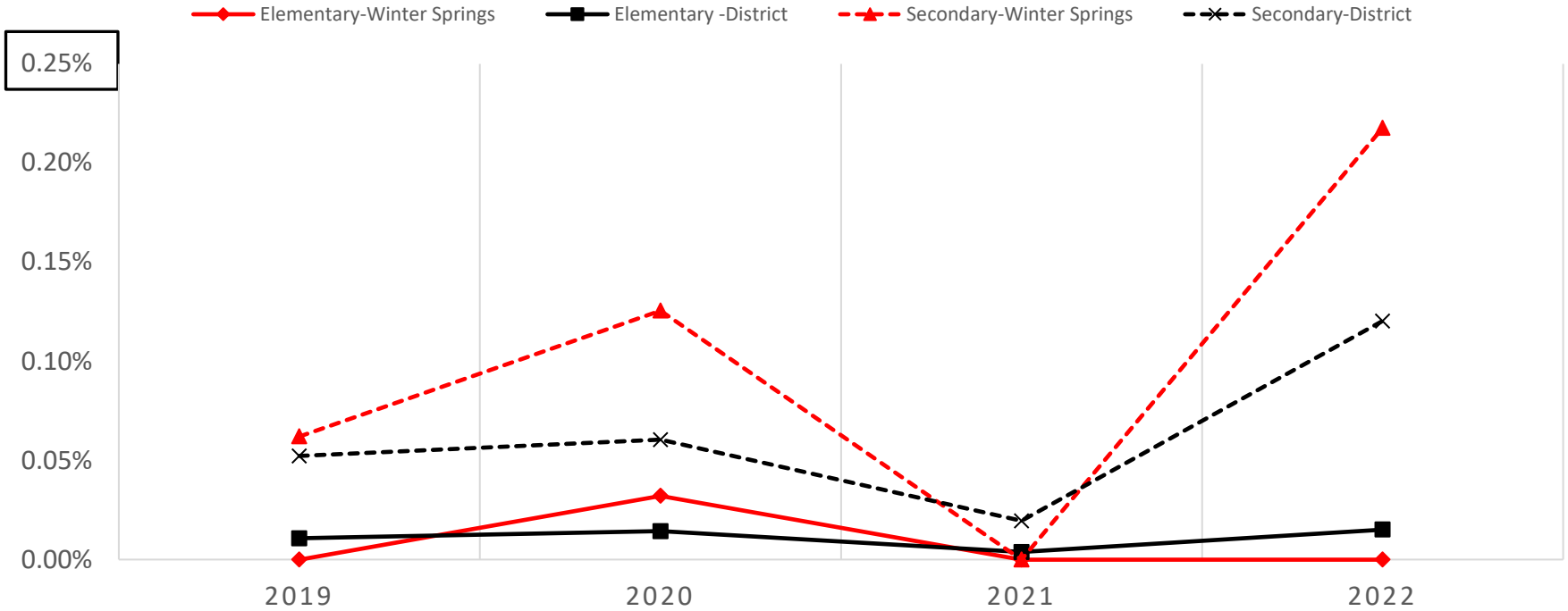


Physical Attack:

An actual and intentional striking of another person against his/her will, or the intentional causing of bodily harm to an individual.



PHYSICAL ATTACK



	Elementary-Winter Springs		Elementary -District		Secondary-Winter Springs		Secondary-District	
	# Stu w/ at least one physical attack referral	Total Students	# Stu w/ at least one physical attack referral	Total Students	# Stu w/ at least one physical attack referral	Total Students	# Stu w/ at least one physical attack referral	Total Students
2019	0	2,985	3	28,067	2	2,985	19	36,387
2020	1	3,222	4	27,948	4	3,222	22	36,389
2021	0	3,110	1	26,430	0	3,110	7	35,929
2022	0	3,186	4	26,488	7	3,186	42	34,913

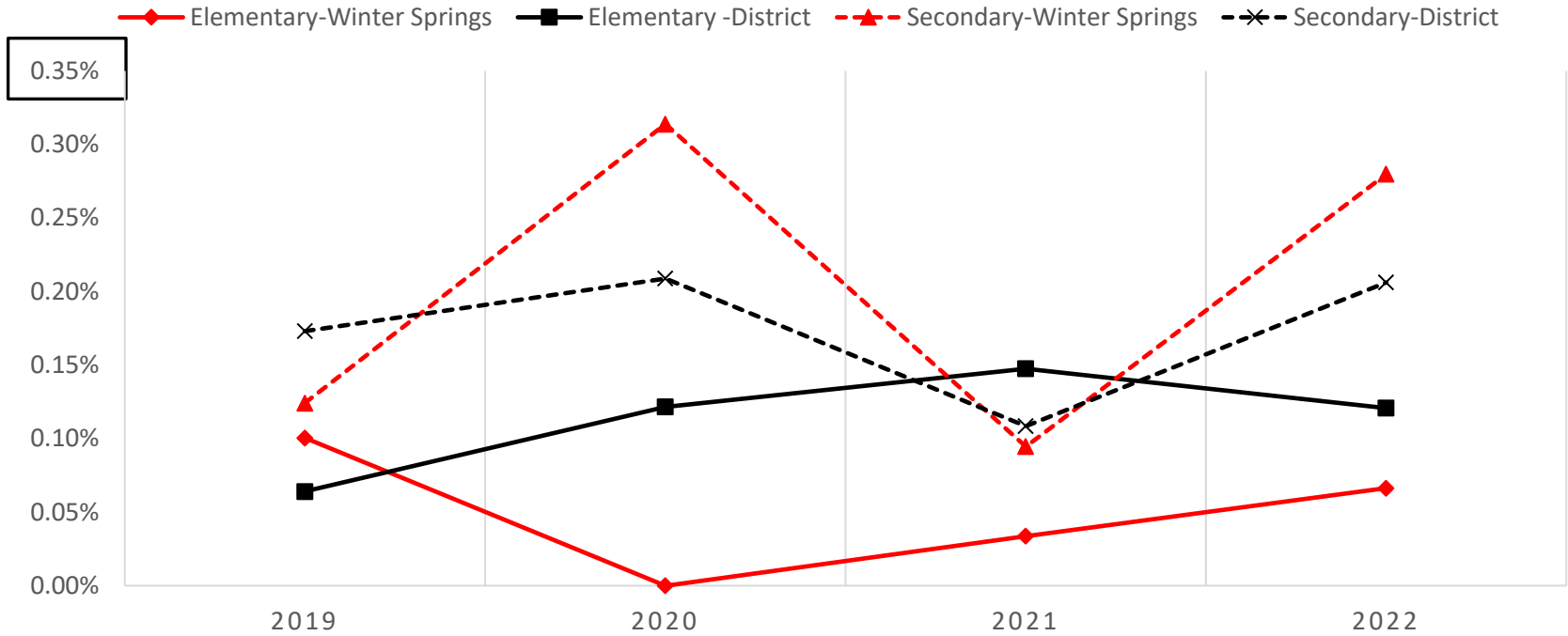


Threat:

An incident where there was no physical contact between the offender and victim, but the victim felt that physical harm could have occurred based on verbal or nonverbal communication by the offender. This includes nonverbal threats and verbal threats of physical harm which are made in person, electronically, or through any other means.



THREAT



	Elementary-Winter Springs		Elementary -District		Secondary-Winter Springs		Secondary-District	
	# Stu w/ at least one threat referral	Total Students	# Stu w/ at least one threat referral	Total Students	# Stu w/ at least one threat referral	Total Students	# Stu w/ at least one threat referral	Total Students
2019	3	2,985	18	28,067	4	2,985	63	36,387
2020	0	3,222	34	27,948	10	3,222	76	36,389
2021	1	3,110	39	26,430	3	3,110	39	35,929
2022	2	3,186	32	26,488	9	3,186	72	34,913

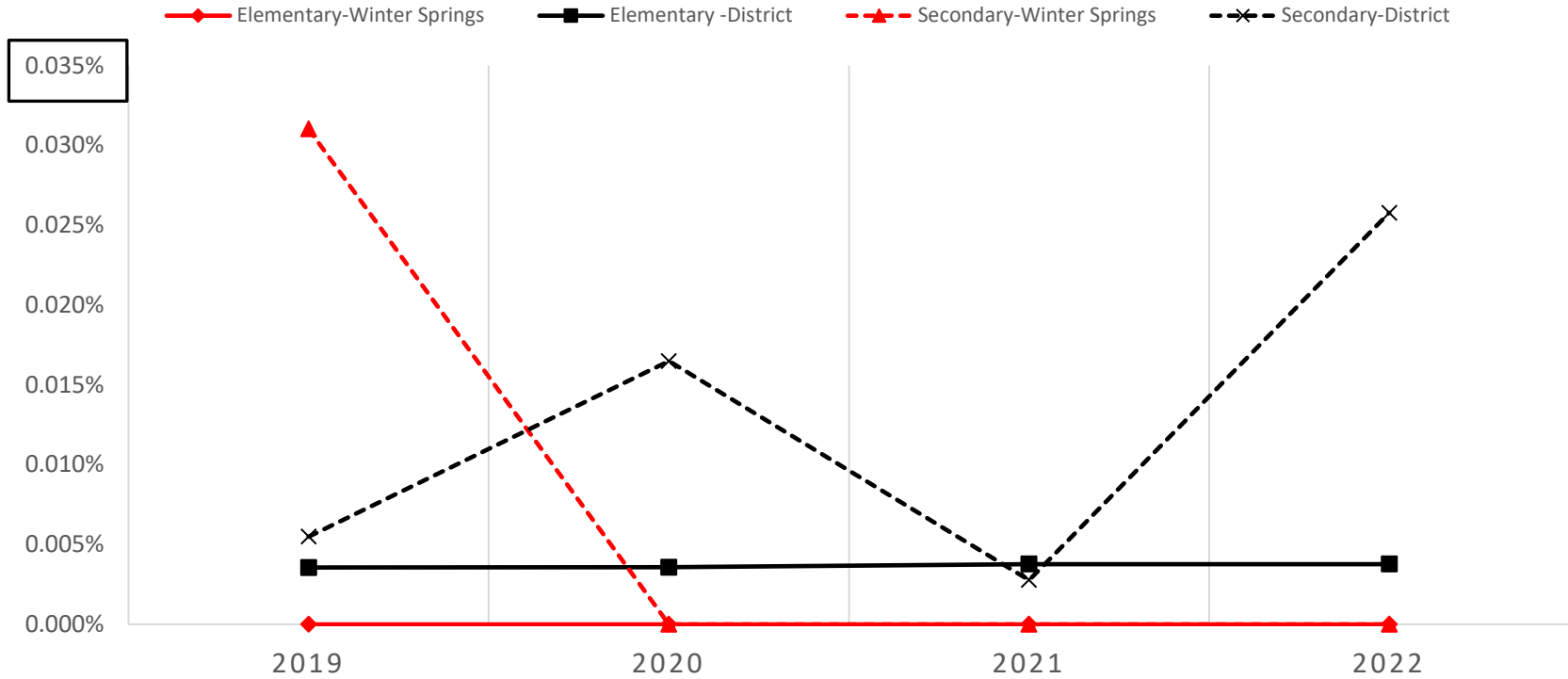


Weapons:

Possession of a firearm or any instrument or object as defined by Section 790.001.F.S., or district code of conduct that can inflict serious harm on another person, or that can place a person in reasonable fear of serious harm. Incidents involving toys and simulated firearms or weapons are subject to the limitations defined in Section 1006.07(2)(g), F.S.



WEAPONS



	Elementary-Winter Springs		Elementary -District		Secondary-Winter Springs		Secondary-District	
	# Stu w/ at least one weapon referral	Total Students	# Stu w/ at least one weapon referral	Total Students	# Stu w/ at least one weapon referral	Total Students	# Stu w/ at least one weapon referral	Total Students
2019	0	2,985	1	28,067	1	2,985	2	36,387
2020	0	3,222	1	27,948	0	3,222	6	36,389
2021	0	3,110	1	26,430	0	3,110	1	35,929
2022	0	3,186	1	26,488	0	3,186	9	34,913 ₂₇



Discussion/Reflection 1 – Discipline Data

- After reviewing the discipline data, use Discipline Data QR code or link to provide the following feedback:
- What do you notice?
- What do you wonder?

<https://bit.ly/WSHSDiscipline>





SCPS Safety Survey Results Review



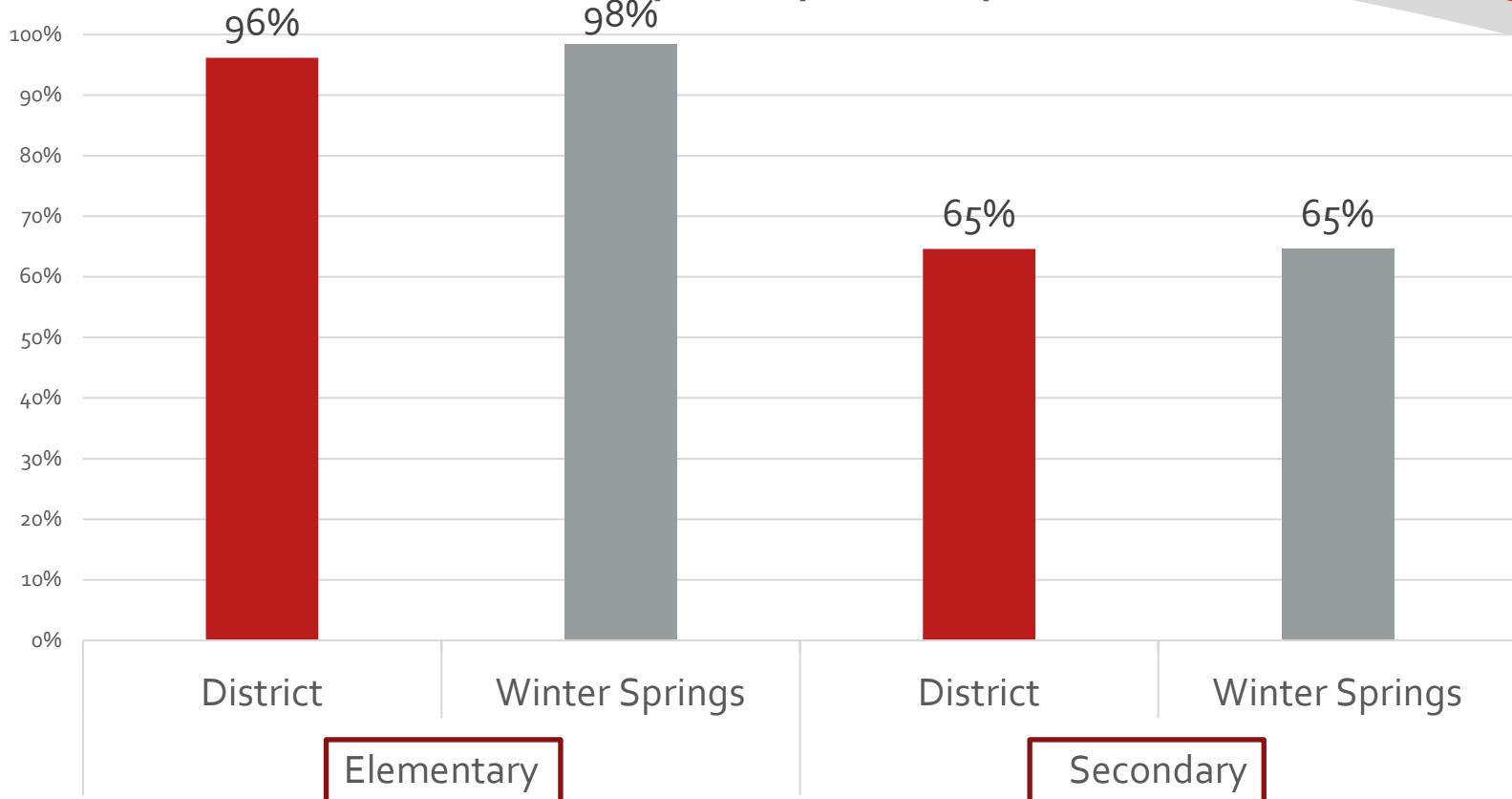
SCPS Safety Survey

Students in grades 4-12 participated in the Safety Survey during the months of October-November.

Questions:

- On a scale from 0-10, how safe do you feel at your school?
- Do you have a trusted adult on campus to talk to if you have a concern?
- How well do you know the procedures to follow when there is an active threat emergency on campus?
- How prepared do you think your school is for emergencies?
- If you could make changes, what is the one change you would make to the school to make it feel safer?

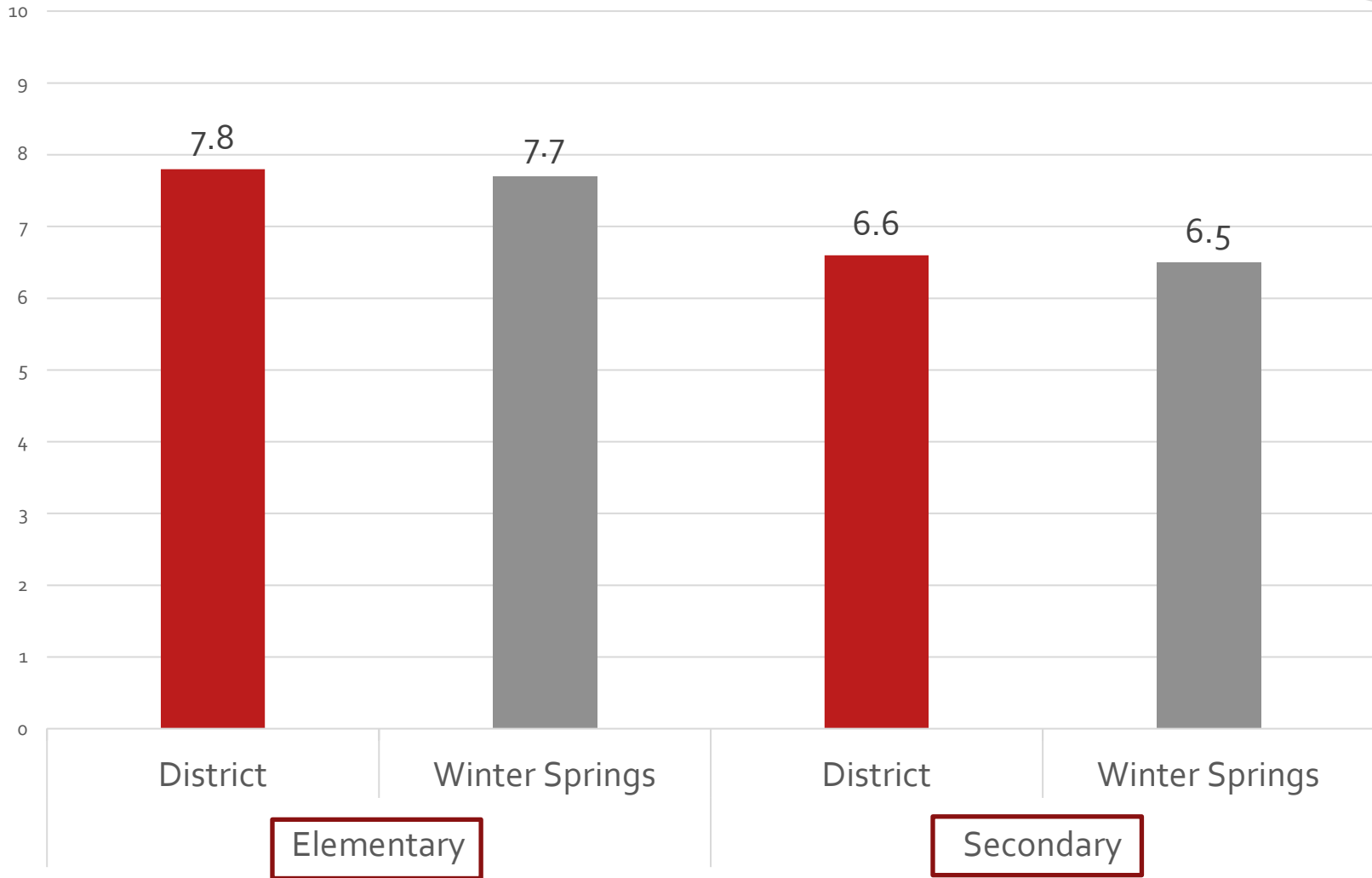
SCPS Safety Survey - Participation



		Participated	Enrolled
Elementary (Enrolled in Grades 4-5)	District	8,612	8,956
	Winter Springs	964	980
Secondary	District	22,609	34,986
	Winter Springs	2,085	3,226

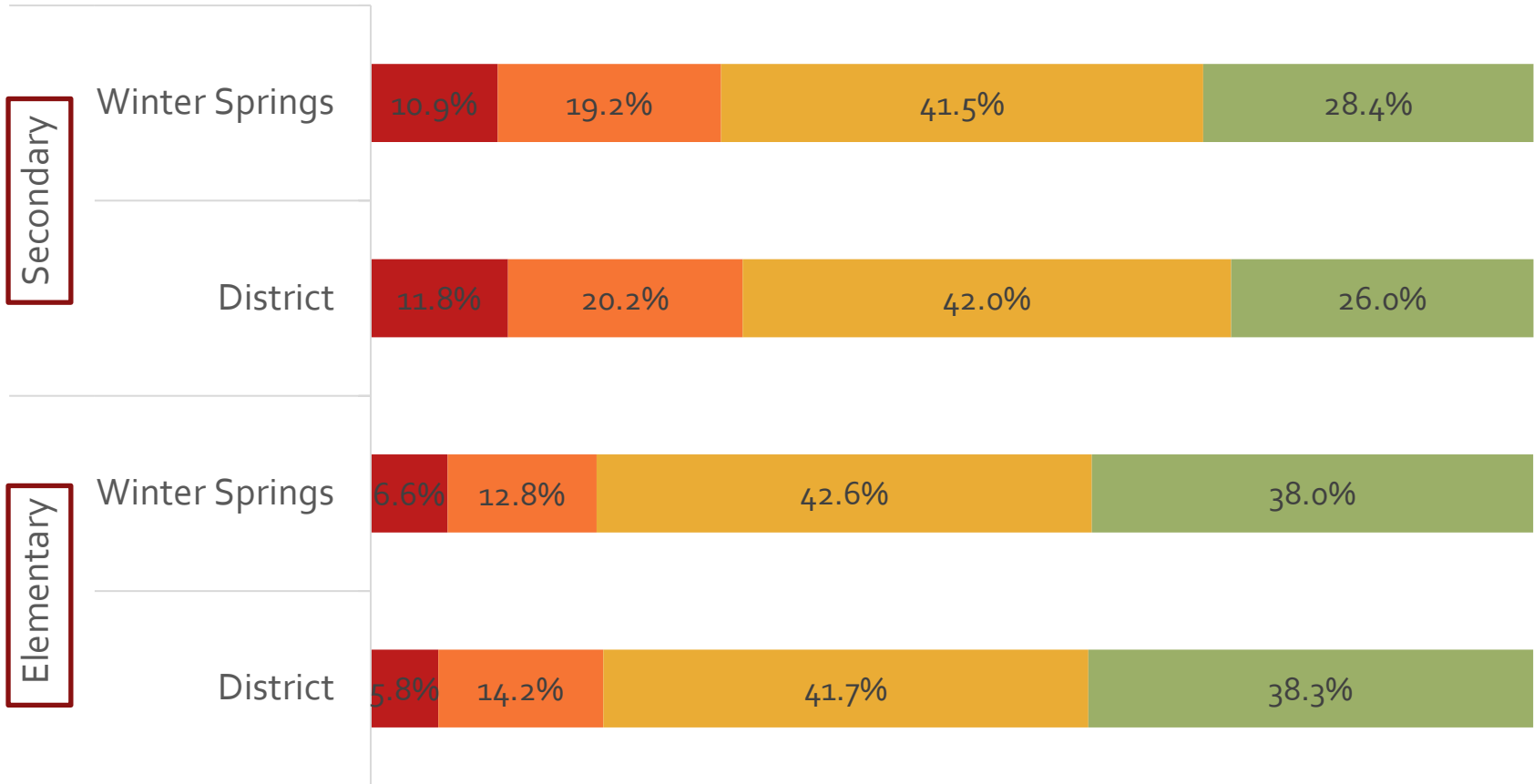


On a scale from 1-10, how safe do you feel at your school?





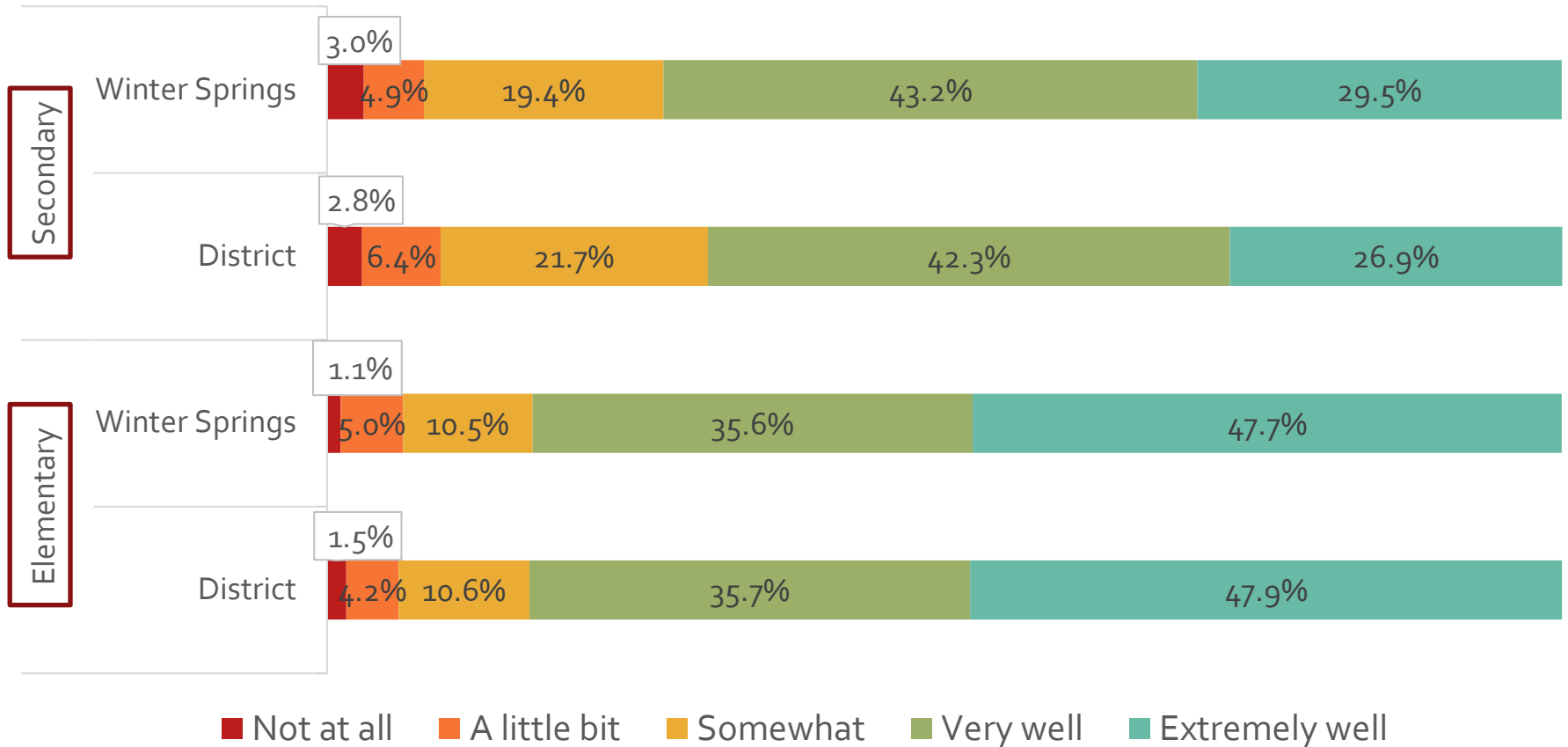
Do you have a trusted adult on campus to talk to if you have a concern?



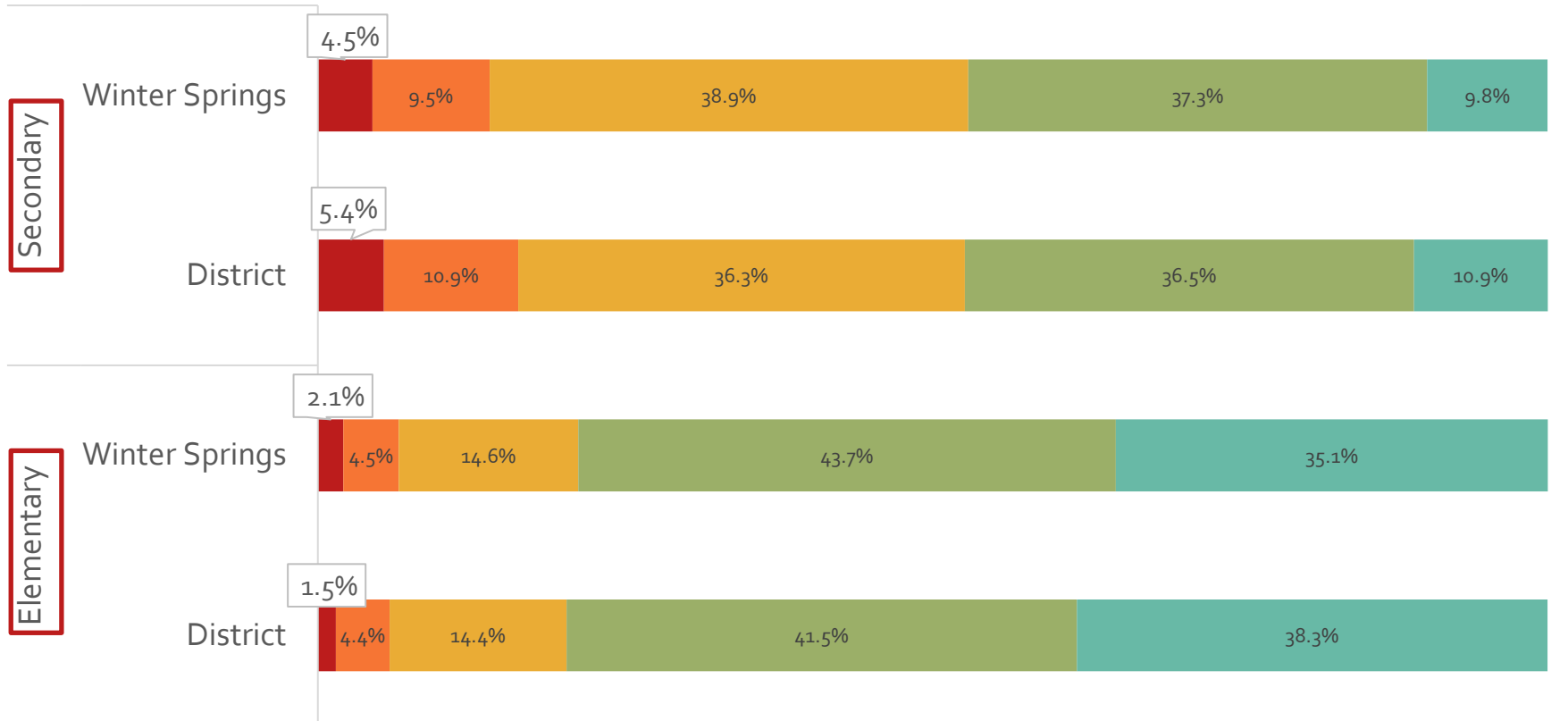
■ Definitely Not ■ Probably Not ■ Probably Yes ■ Definitely Yes



How well do you know the procedures to follow when there is an active threat emergency on campus?



How prepared do you think your school is for emergencies?



■ Not at all prepared
 ■ A little prepared
 ■ Somewhat prepared
 ■ Very prepared
 ■ Completely prepared



Student Open Response Question

If you could make changes, what is the one change you would make to the school to make it feel safer?

Most Common Response Topics

- Need for additional security
- More police and/or security officers
- Understanding of procedures
- No Safety Concerns



If you could make changes, what is the one change you would make to the school to make it feel safer?

“I think that I would place more cameras. I feel safe, so I don't really think anything more is needed.”

“At least 1 or 2 more SRO's (School Resource Officers)”

“Have a mental health class”

“Nothing I already feel comfortable”

“No one knows what to do in case of emergency during lunch or switching classes. Should go over expectations or plan for what students should do”



Snapshot Survey Results Review – Safety & Discipline



SnapShot Survey

Students in grades 4-12, parents, and faculty and staff participated in the SnapShot survey during the months of February-March.

- Data collected from the surveys inform and support the school improvement process.

Questions

- On a scale from 0-10, how likely would you recommend your school?
- What do you like about your school?
- What could be improved at your school?



SnapShot Survey Participation

	Parent	Faculty/Staff	Student
Overall District Participation	12,529	3,378	35,336

		Parent	Faculty/Staff	Student
Elementary	District	5,800	1,693	9,585
	Winter Springs	737	231	1,162
Secondary	District	6,729	1,685	2,5751
	Winter Springs	1,235	171	2,198

SnapShot Survey Response Considerations

Careful attention must be paid to the scales when analyzing the data.

- The scales on each graph are different.

Many of the percentages are very small.

Keep this in mind when you see large increases or decreases.

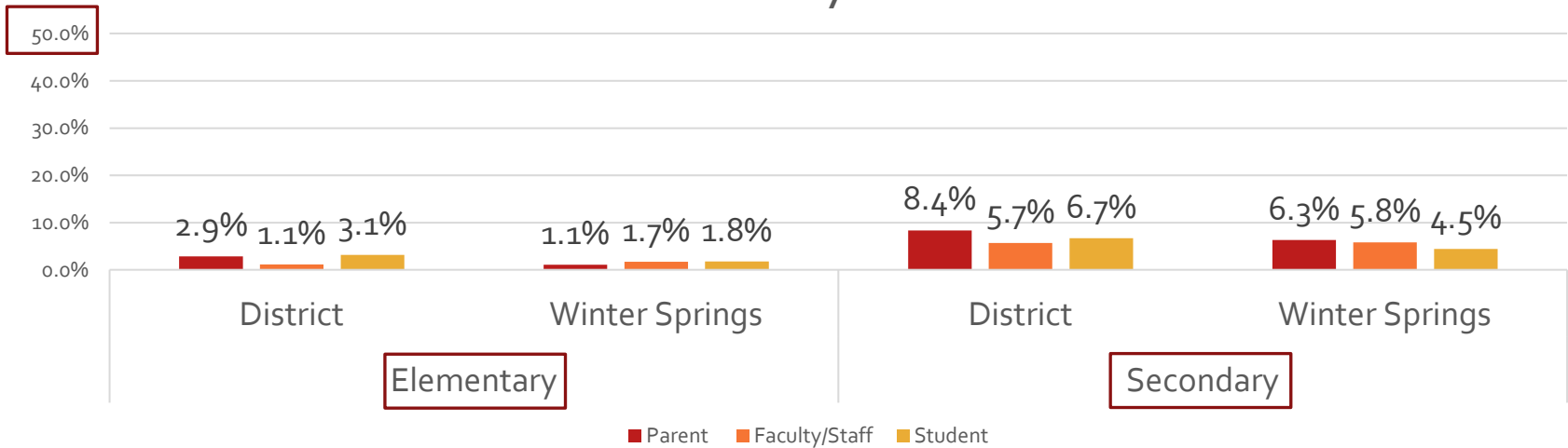
- Refer to the tables on the slides that reflect number of respondents.



Snapshot Survey - What could be improved?

Safety Comment Keywords = safety, safe, unsafe, security

Safety



		Parent		Faculty/Staff		Student	
		# <u>safety</u> mentioned	# Participants	# <u>safety</u> mentioned	# Participants	# <u>safety</u> mentioned	# Participants
Elementary	District	166	5,800	19	1,693	301	9,585
	Winter Springs	8	737	4	231	21	1,162
Secondary	District	563	6,729	96	1,685	1,733	25,751
	Winter Springs	78	1,235	10	171	98	2,198

Safety Keywords - What could be improved?

“More security in halls in between classes” – Secondary Parent

“Safety and communication with the facility” – Secondary Parent

“I think there needs to be more security guards on campus.” – Secondary Faculty/Staff

“Security - Problems could easily be solved if security cameras are checked...” – Secondary Student

“I am so nervous about weapons and fights on campus. I feel like it’s only a matter of time before it’s our school.” – Elementary Parent

“There needs to be more personnel. We are spread way too thin so sometimes it does not feel like a safe place to work.” – Elementary Faculty/Staff

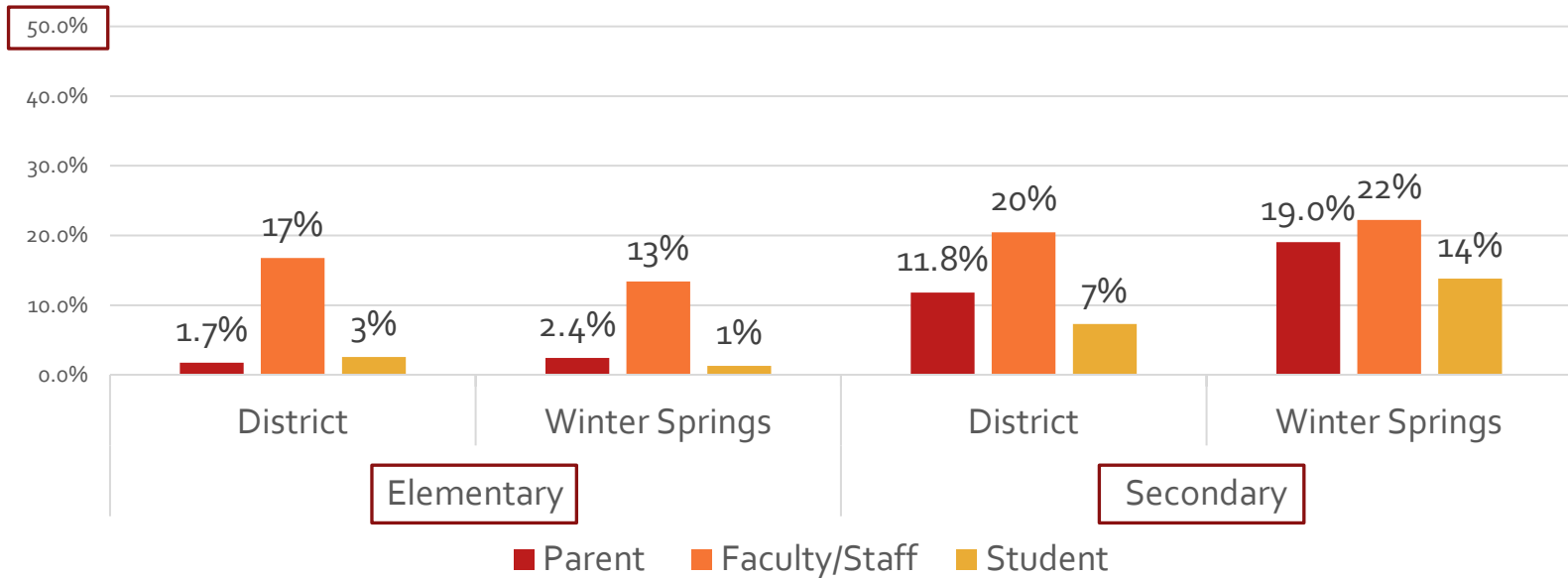
“It would be cool if there are safety patrols” – Elementary Student



Snapshot Survey - What could be improved?

Discipline Comment Keywords = violence, drugs, discipline, bullying, theft, fights, harassing, behavior

Discipline



		Parent		Faculty/Staff		Student	
		# <u>discipline</u> mentioned	# Participants	# <u>discipline</u> mentioned	# Participants	# <u>discipline</u> mentioned	# Participants
Elementary	District	101	5,800	284	1,693	248	9,585
	Winter Springs	18	737	31	231	15	1,162
Secondary	District	796	6,729	345	1,685	1,875	25,751
	Winter Springs	235	1,235	38	171	304	2,198

Discipline Keywords - What could be improved?

“More focus on emotional development/wellbeing. Addressing bullying.” -Elementary Parent

“Discipline and class interruptions by students who are unruly.” -Elementary Parent

“We need a bit more support with behavior problems in the classroom.” -Elementary Faculty/Staff

“The teachers should talk to the students more about bullying” -Elementary Student

“The lack of respect, bullying, more staff present. (Know this is statewide problem right now)” Secondary Parent

“Better discipline procedures when holding students accountable for their actions.” -Secondary Faculty/Staff

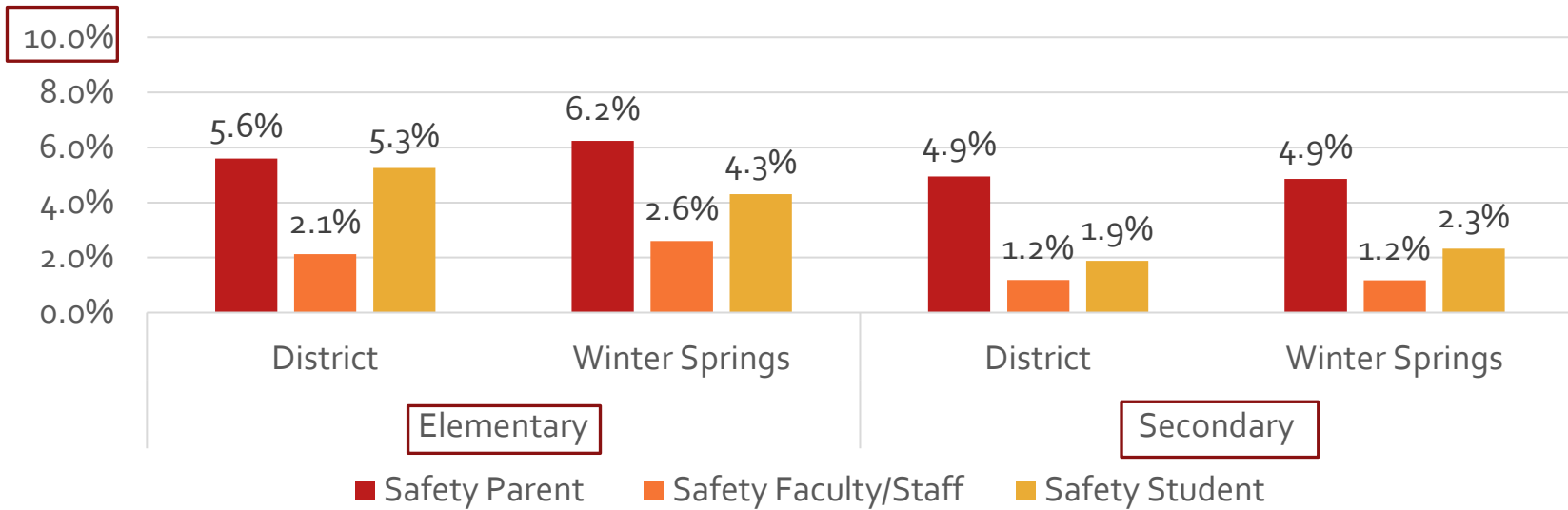
“Discipline and control over students. (ex. alcohol and drugs)” - Secondary Student



Snapshot Survey – What do you like about your school?

Safety Comment Keywords = safety, safe, unsafe, security

Safety



		Parent		Faculty/Staff		Student	
		# <u>safety</u> mentioned	# Participants	# <u>safety</u> mentioned	# Participants	# <u>safety</u> mentioned	# Participants
Elementary	District	325	5,800	36	1,693	504	9,585
	Winter Springs	46	737	6	231	50	1,162
Secondary	District	333	6,729	20	1,685	486	25,751
	Winter Springs	60	1,235	2	171	51	2,198

Safety Keywords - What do you like about the school?

“Principal is very involved and my child feels safe and is getting a phenomenal education.”

– Secondary Parent

“Great communication, she feels safe, they get the community involved, they allow parents to help support” – Secondary Parent

“Safety, friendship, and the leaders’ responsibility” – Secondary Faculty/Staff

“The teachers I have right now are super nice and helpful. The environment is nice and safe.” – Secondary Student

“Safety, encourages her creativity, and she is excited about school” – Elementary Parent

“The school seems like a safe and nurturing place, with great teachers and dedicated staff.” – Elementary Parent

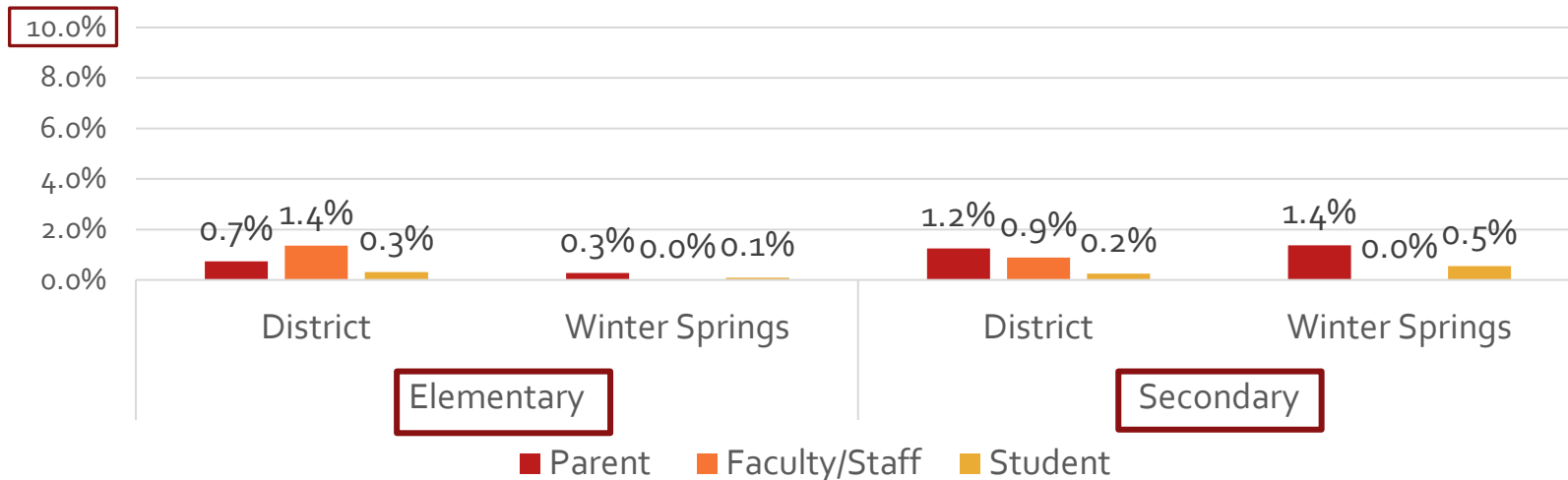
“The caring family atmosphere created by our staff, the dedicated efforts to create a safe learning atmosphere, the supportive Admin, the opportunity to engage my students how I see best.” – Elementary Faculty/Staff



Snapshot Survey – What do you like about your school?

Discipline Comment Keywords = violence, drugs, discipline, bullying, theft, fights, harassing, behavior

Discipline



		Parent		Faculty/Staff		Student	
		# <u>discipline</u> mentioned	# Participants	# <u>discipline</u> mentioned	# Participants	# <u>discipline</u> mentioned	# Participants
Elementary	District	43	5,800	23	1,693	30	9,585
	Winter Springs	2	737	0	231	1	1,162
Secondary	District	84	6,729	15	1,685	63	25,751
	Winter Springs	17	1,235	0	171	12	2,198



Discipline Keywords - What do you like about the school?

“I feel like this is the best option for middle schools. It's clean, the people are nice and have good discipline. It has good systems and clubs, with a good rating. I give it an 8/10.” -Secondary Student

“The behavior and how organize and fair the school is” -Secondary Student

“The teachers are really kind, and how the no bullying policy is strong.” -Elementary Student

“Good behavior, supportive teachers” -Elementary Parent

“Their signage and intended approach to reinforce appropriate behavior seems very positive” – Secondary parent



Discussion/Reflection 2 – Survey Data

- After reviewing the Survey data, use Survey Data QR code or link to provide the following feedback:
- What do you notice?
- What do you wonder?

<https://bit.ly/WSHSSafety>





Discussion/Reflection 3 – Final Thoughts

<https://bit.ly/WSHSComm>





Safety & Security Meeting

Seminole/Crooms Cluster



[/SeminoleCountySchools](#)

www.scps.us



[@SCPSinfo](#)